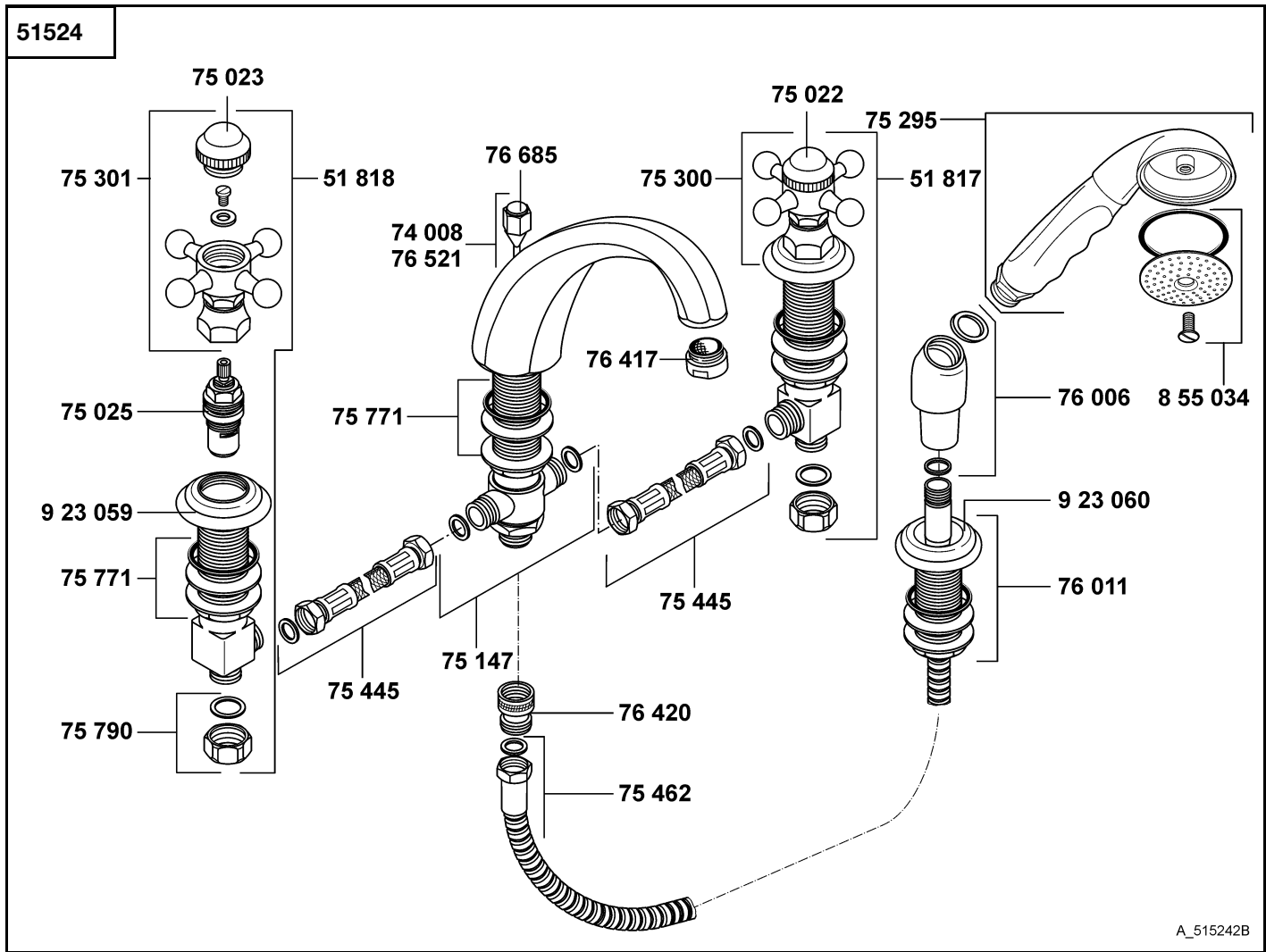


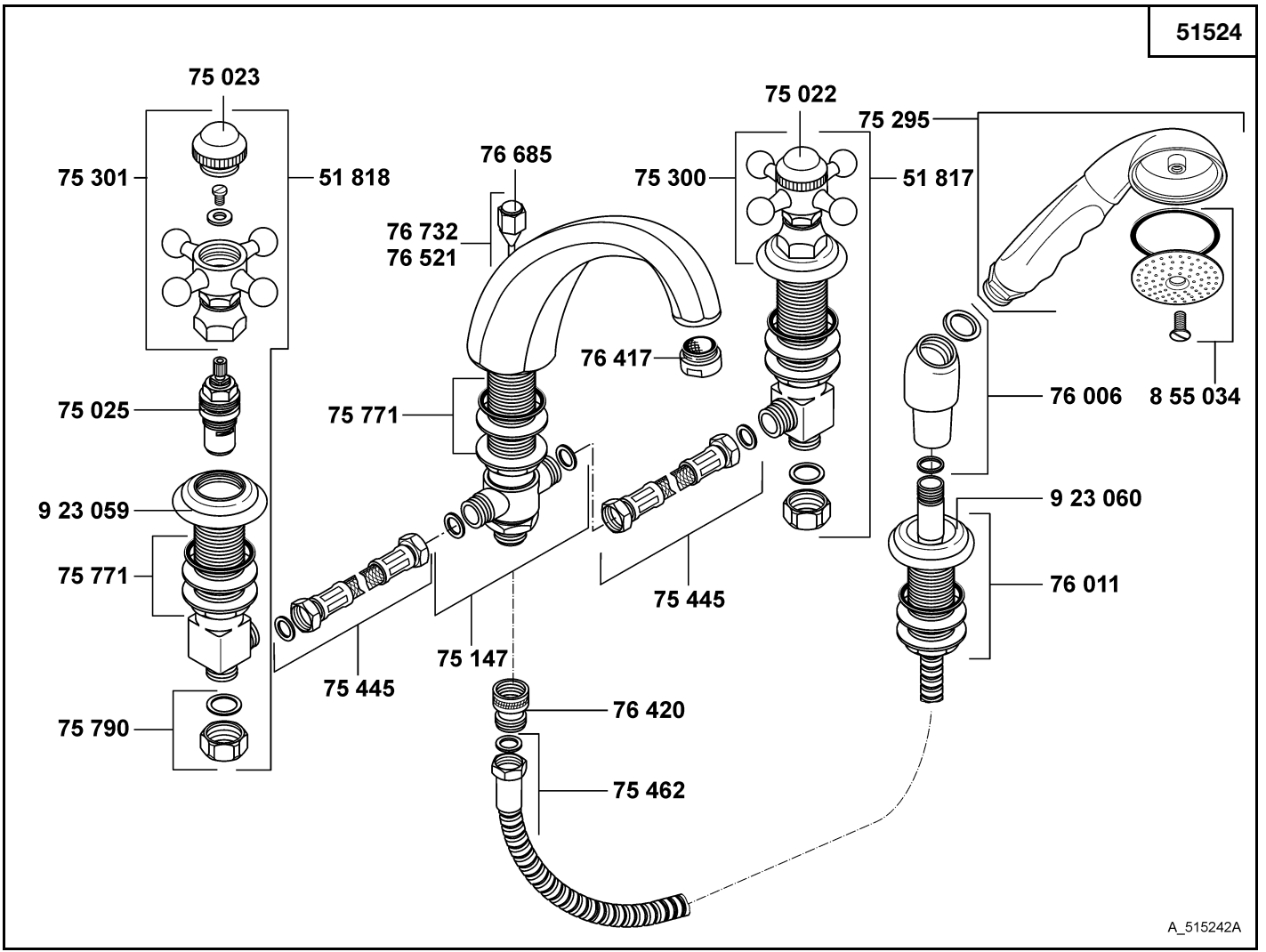
KLUDI ADLON



A_515242B

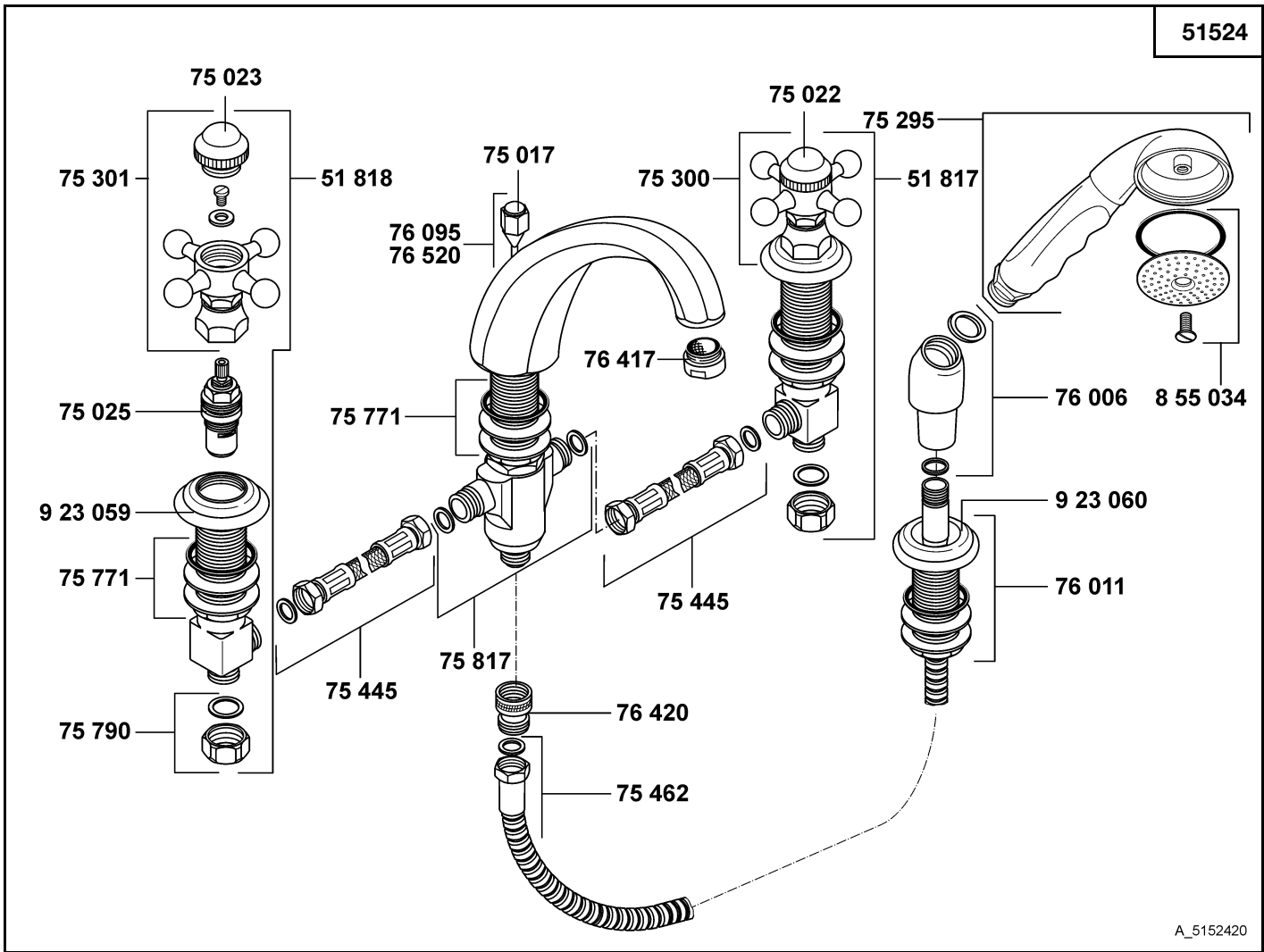
| 51524 | 10/02 → Wannenfüll- und Brausearmatur DN 15 | bath and shower mixer DN 15 | bad-/douchemengkraan 1/2" |
|-------|---|--------------------------------------|---------------------------------|
| | 51 817 Seitenventil, COLD | side valve, COLD | stopkraan, COLD |
| | 51 818 Seitenventil, HOT | side valve, HOT | stopkraan, HOT |
| | 74 008 Umstellung, KLUDI ADLON | diverter, KLUDI ADLON | omstelling, KLUDI ADLON |
| | 75 022 Porzellanmarkierung, COLD | porcelain-insert, COLD | pors. kenplaat, COLD |
| | 75 023 Porzellanmarkierung, HOT | porcelain-insert, HOT | pors. kenplaat, HOT |
| | 75 025 Keramik-Oberteil G 1/2, 180° | ceramic headpart G 1/2, 180° | keramisch bovendeel G 1/2, 180° |
| | 75 147 Brücke | bridge | brug |
| | 75 295 Handbrause DN 15 | handshower DN 15 | handdouche 1/2" |
| | 75 300 Griff, KLUDI ADLON, COLD | handle, KLUDI ADLON, COLD | greep, KLUDI ADLON, COLD |
| | 75 301 Griff, KLUDI ADLON, HOT | handle, KLUDI ADLON, HOT | greep, KLUDI ADLON, HOT |
| | 75 445 Druckschlauch | pressure hose | hogedruk slang |
| | 75 462 Brauseschlauch | shower hose | doucheslang |
| | 75 771 Befestigungssatz | assembling set | bevestigingsset |
| | 75 790 ÜW-Mutter | nut | wartelmoer |
| | 76 006 Brausehalter | shower holder | douchehouder |
| | 76 011 Schlauchdurchführung | shuft for shower hose | slangdoorvoer |
| | 76 417 Cascade-Strahlregler M 28 x 1/B | Cascade-flow straightener M 28 x 1/B | cascade straalbreker M 28 x 1/B |
| | 76 420 RV-Verschraubung | back flow preventer coupling | terugslagklep |
| | 76 521 Dichtungssatz | sealing set | set dichtingen |
| | 76 685 Umstellgriff | lever for diverter | omstelgreep |
| | 855 034 Sieb | valve grate | zeef |
| | 923 059 Rosette | wall flange | rozet |
| | 923 060 Rosette | wall flange | rozet |

51524



A_51524A

| 51524 → 09/02 | Wannenfüll- und Brausearmatur DN 15 | bath and shower mixer DN 15 | bad-/douchemengkraan 1/2" |
|---------------|-------------------------------------|--------------------------------------|---------------------------------|
| 51 817 | Seitenventil, COLD | side valve, COLD | stopkraan, COLD |
| 51 818 | Seitenventil, HOT | side valve, HOT | stopkraan, HOT |
| 75 022 | Porzellanmarkierung, COLD | porcelain-insert, COLD | pors. kenplaat, COLD |
| 75 023 | Porzellanmarkierung, HOT | porcelain-insert, HOT | pors. kenplaat, HOT |
| 75 025 | Keramik-Oberteil G 1/2, 180° | ceramic headpart G 1/2, 180° | keramisch bovendeel G 1/2, 180° |
| 75 147 | Brücke | bridge | brug |
| 75 295 | Handbrause DN 15 | handshower DN 15 | handdouche 1/2" |
| 75 300 | Griff, KLUDI ADLON, COLD | handle, KLUDI ADLON, COLD | greep, KLUDI ADLON, COLD |
| 75 301 | Griff, KLUDI ADLON, HOT | handle, KLUDI ADLON, HOT | greep, KLUDI ADLON, HOT |
| 75 445 | Druckschlauch | pressure hose | hogedruk slang |
| 75 462 | Brauseschlauch | shower hose | doucheslang |
| 75 771 | Befestigungssatz | assembling set | bevestigingsset |
| 75 790 | ÜW-Mutter | nut | wartelmoer |
| 76 006 | Brausehalter | shower holder | douchehouder |
| 76 011 | Schlauchdurchführung | shuft for shower hose | slangdoorvoer |
| 76 417 | Cascade-Strahlregler M 28 x 1/B | Cascade-flow straightener M 28 x 1/B | cascade straalbreker M 28 x 1/B |
| 76 420 | RV-Verschraubung | back flow preventer coupling | terugslagklep |
| 76 521 | Dichtungssatz | sealing set | set dichtingen |
| 76 685 | Umstellgriff | lever for diverter | omstelgreep |
| 76 732 | Umstellung, KLUDI ADLON | diverter, KLUDI ADLON | omstelling, KLUDI ADLON |
| 855 034 | Sieb | valve grate | zeef |
| 923 059 | Rosette | wall flange | rozet |
| 923 060 | Rosette | wall flange | rozet |



A_5152420

| 51524 → 02/01 | Wannenfüll- und Brausearmatur DN 15 | bath and shower mixer DN 15 | bad-/douchemengkraan 1/2" |
|---------------|-------------------------------------|--------------------------------------|---------------------------------|
| 51 817 | Seitenventil, COLD | side valve, COLD | stopkraan, COLD |
| 51 818 | Seitenventil, HOT | side valve, HOT | stopkraan, HOT |
| 75 017 | Umstellgriff | lever for diverter | omstelgreep |
| 75 022 | Porzellanmarkierung, COLD | porcelain-insert, COLD | pors. kenplaat, COLD |
| 75 023 | Porzellanmarkierung, HOT | porcelain-insert, HOT | pors. kenplaat, HOT |
| 75 025 | Keramik-Oberteil G 1/2, 180° | ceramic headpart G 1/2, 180° | keramisch bovendeel G 1/2, 180° |
| 75 295 | Handbrause DN 15 | handshower DN 15 | handdouche 1/2" |
| 75 300 | Griff, KLUDI ADLON, COLD | handle, KLUDI ADLON, COLD | greep, KLUDI ADLON, COLD |
| 75 301 | Griff, KLUDI ADLON, HOT | handle, KLUDI ADLON, HOT | greep, KLUDI ADLON, HOT |
| 75 445 | Druckschlauch | pressure hose | hogedruk slang |
| 75 462 | Brauseschlauch | shower hose | doucheslang |
| 75 771 | Befestigungssatz | assembling set | bevestigingsset |
| 75 790 | ÜW-Mutter | nut | wartelmoer |
| 75 817 | Brücke | bridge | brug |
| 76 006 | Brausehalter | shower holder | douchehouder |
| 76 011 | Schlauchdurchführung | shuft for shower hose | slangdoorvoer |
| 76 095 | Umstellung, KLUDI ADLON | diverter, KLUDI ADLON | omstelling, KLUDI ADLON |
| 76 417 | Cascade-Strahlregler M 28 x 1/B | Cascade-flow straightener M 28 x 1/B | cascade straalbreker M 28 x 1/B |
| 76 420 | RV-Verschraubung | back flow preventer coupling | terugslagklep |
| 76 520 | Dichtungssatz | sealing set | set dichtingen |
| 855 034 | Sieb | valve grate | zeef |
| 923 059 | Rosette | wall flange | rozet |
| 923 060 | Rosette | wall flange | rozet |